










WSRA - INDIVIDUAL BENCHREST LEAGUE RESULTS - WINTER 25-26

DIV	SHOOTER	AVERAGE	AVE incr after 4 rmds	ROUND 1			ROUND 2			ROUND 3			ROUND 4			ROUND 5			ROUND 6			ROUND 7			ROUND 8			ROUND 9			ROUND 10			STATS				
				GUN SCORE	X	POINTS	GUN SCORE	X	POINTS	GUN SCORE	X	POINTS	GUN SCORE	X	POINTS	GUN SCORE	X	POINTS	GUN SCORE	X	POINTS	GUN SCORE	X	POINTS	GUN SCORE	X	POINTS	GUN SCORE	X	POINTS	GUN SCORE	X	POINTS	TOTAL POINTS	TOTAL GS	TOTAL Xs	AVE GS	AVE Xs
1	A EDWARDS	99.8		100	3	7	100	4	7	100	6	8	100	5	8	100	4	8	100	5	8	100	6	8	100	5	7	100	1	5	100	3	8	74	1000	42	100.0	4.2
1	S JAMES	99.3		100	4	8	100	5	8	100	2	6	99	1	3	100	4	8	100	3	6	100	3	7	100	6	8	99	4	3	100	2	5	62	998	34	99.8	3.4
1	PAUL BUCKLEY	99.5		100	3	7	100	3	5	100	2	6	100	1	6	99	4	4	100	2	3	100	2	5	99	1	2	100	3	8	100	3	8	54	998	24	99.8	2.4
1	M LOCKHART	99.7		100	3	7	98	4	2	98	2	1	100	3	7	100	2	5	100	5	8	100	3	7	100	3	5	97	2	1	100	2	5	48	993	29	99.3	2.9
1 (7)	ASHLEY PEARCE	99.8	6.8	100	2	4	100	4	7	100	4	7	99	2	4	99	1	3	100	3	6	98	2	2	100	4	6	99	5	4	98	1	1	44	993	28	99.3	2.8
1	E BEDDY	99.5		98	0	1	100	2	3	100	2	6	98	3	2	99	0	2	100	3	6	99	3	4	99	3	3	100	3	8	100	2	5	40	993	21	99.3	2.1
1	HEATHER NEWSHOLME	99.7		99	0	2	98	3	1	100	1	3	99	3	5	100	3	6	99	2	2	98	1	1	99	7	4	100	3	8	100	0	2	34	992	23	99.2	2.3
1	GORDON NEWSHOLME	99.8		99	2	3	100	3	5	100	1	3	96	1	1	98	1	1	99	2	2	99	1	3	98	6	1	99	1	2	100	3	8	29	988	21	98.8	2.1
2	PAUL HARGREAVES	99.1		99	1	6	98	1	3	98	2	3	100	3	8	96	1	1	100	4	8	99	3	6	99	2	7	100	1	7	100	3	8	57	989	21	98.9	2.1
2	RUSS JACKSON	99.2		99	3	8	99	2	6	99	2	6	99	1	5	100	2	8	99	0	3	98	2	2	99	5	8	99	2	4	100	2	7	57	991	21	99.1	2.1
2	P BOYLE	99.0		99	2	7	99	0	4	98	3	4	99	2	6	100	1	7	99	2	7	99	2	5	99	2	7	100	1	7	96	3	1	55	988	18	98.8	1.8
2	KEITH JOHNS. .177	99.2		98	0	3	99	1	5	99	1	5	100	0	7	100	1	7	99	1	5	99	0	3	99	2	7	99	1	2	100	1	6	50	992	8	99.2	0.8
2 (6)	ALAN WILLIAMS	99.0	2.9	98	3	5	100	1	7	99	4	7	99	1	5	99	2	4	99	2	7	99	2	5	96	3	1	99	2	4	99	2	5	50	987	22	98.7	2.2
2	ANTHONY EDDON	99.0		97	1	2	96	1	1	100	2	8	98	0	2	99	5	5	99	1	5	100	1	8	99	1	4	100	3	8	98	2	3	46	986	17	98.6	1.7
2	ANTHONY FINISTER	99.0		96	1	1	98	1	3	97	3	1	98	0	2	97	3	2	97	2	2	100	1	8	98	1	3	100	0	5	99	1	4	31	980	13	98.0	1.3
2	JUNE HULL	99.0		98	3	5	100	4	8	98	0	2	98	1	3	98	1	3	96	1	1	98	0	1	98	0	2	98	1	1	98	2	3	29	980	13	98.0	1.3
3	HEATHER DOYLE	98.7		99	3	6	100	3	8	100	6	8	100	4	7	99	2	6	100	4	7	99	4	6	100	3	7	100	2	8	100	4	8	71	997	35	99.7	3.5
3	RICHARD VINCENT	98.5		100	2	8	99	1	6	100	3	7	100	0	6	98	1	3	100	6	8	100	3	8	100	4	8	99	4	5	99	0	5	64	995	24	99.5	2.4
3 (5)	S SKIPP	98.8	2.2	99	3	6	97	0	2	99	2	6	100	5	8	100	2	8	99	2	5	100	1	7	97	1	2	100	1	7	100	1	7	58	991	18	99.1	1.8
3	BARRY FAULKNER	97.9		99	3	6	99	3	7	95	0	1	98	0	5	99	1	5	97	1	2	99	1	4	99	4	6	98	0	2	98	2	3	41	981	15	98.1	1.5
3	R FARRANT	98.2		98	2	1	98	2	5	96	0	2	97	1	4	95	2	2	100	3	6	99	4	6	97	3	4	98	1	3	100	1	7	40	978	19	97.8	1.9
3	DAVE LOVE	98.4		99	0	3	97	3	3	97	1	3	97	0	3	98	2	4	98	2	4	97	0	3	98	1	5	100	1	7	99	0	5	40	980	10	98.0	1.0
3	JAMES MAYSON .177	98.6		100	2	8	97	0	2	97	2	4	95	0	1	99	3	7	97	1	2	95	1	2	96	0	1	97	2	1	97	1	2	30	970	12	97.0	1.2
3	STEVE GEORGE	98.7		98	2	2	98	2	5	99	2	6	96	3	2	94	0	1	98	2	4	94	0	1	97	2	3	99	3	4	96	1	1	29	969	17	96.9	1.7
4	P GREEN	97.3		98	4	7	98	3	7	99	1	8	99	4	6	99	5	8	99	3	6	100	3	8	99	1	6	100	1	7	98	1	5	68	989	26	98.9	2.6
4	D GREEVES	97.5		96	1	3	98	3	7	98	0	5	97	2	5	99	2	7	100	2	8	100	0	7	96	1	3	99	2	6	98	0	4	55	981	13	98.1	1.3
4 (7)	TONY DIMECH	97.8	3.0	96	0	2	96	0	2	99	1	8	100	1	8	99	1	6	98	0	5	98	2	4	98	2	5	100	2	8	98	2	6	54	982	11	98.2	1.1
4 (9)	GEOFF GRIFFITHS	97.8	15.8	100	3	8	99	2	8	99	0	6	93	1	1	98	1	3	98	0	5	97	0	3	100	0	7	97	3	4	100	0	8	53	981	10	98.1	1.0
4	JOHN TAYLOR	97.3		97	1	5	98	0	4	95	0	2	94	6	4	99	1	6	100	1	7	99	0	5	98	2	5	98	1	5	99	3	7	50	977	15	97.7	1.5
4	MIKE PHILLIPS	97.5		97	0	4	98	3	7	97	0	3	100	1	8	99	1	6	96	0	1	99	1	6	94	0	1	96	2	1	94	0	1	38	970	8	97.0	0.8
4	OLIVER DIMECH	97.8		98	0	6	98	0	4	97	1	4	96	0	2	94	0	1	98	0	5	95	1	2	100	1	8	97	1	2	96	0	2	36	969	4	96.9	0.4
4	STEVE VINCENT	97.6		96	0	2	96	0	2	95	0	2	96	1	3	95	0	2	96	1	2	90	0	1	95	2	2	97	2	3	97	1	3	22	953	7	95.3	0.7

5	STEVE HARRIS	96.9		97	2	3	100	2	6	97	2	3	99	1	6	99	2	5	99	4	5	100	2	6	100	2	6	94	1	1	97	0	4	45	982	18	98.2	1.8
5 (4)	STUART ALEXANDER	97.2		98	0	4	97	2	3	98	3	6	97	0	3	100	3	6	100	1	6	99	1	5	99	1	5	97	2	3	96	0	3	44	981	13	98.1	1.3
5	SIMON CUSHING	96.4		98	2	6	97	3	4	98	1	5	97	1	4	98	2	4	97	2	3	96	4	3	96	3	2	100	2	6	98	1	6	43	975	21	97.5	2.1
5	ROB PARKINSON	96.5		98	1	5	98	1	5	97	0	2	98	3	5	98	2	4	98	3	4	97	1	4	98	1	4	99	2	5	97	1	5	43	978	15	97.8	1.5
5	CHARLOTTE GREENMAN	96.3		97	0	2	95	0	2	98	0	4	96	2	2	96	0	1	96	0	2	95	0	1	98	0	3	98	1	4	95	2	2	23	964	5	96.4	0.5
5	JOSEPH AMBRUS	96.8		89	0	1	93	0	1	94	0	1	95	2	1	97	2	2	92	1	1	96	3	2	96	1	1	96	0	2	92	1	1	13	940	10	94.0	1.0
6	D SIMS	95.1		94	0	3	97	0	4	99	3	6	95	0	1	98	2	5	97	0	3	99	1	5	98	6	6	99	3	6	100	3	6	45	976	18	97.6	1.8
6	ROY ROGERS	95.9		94	0	3	98	3	6	97	0	3	96	2	4	100	1	6	98	2	5	96	3	2	98	1	5	98	4	5	98	2	5	44	973	18	97.3	1.8
6	R BUCHMANN	95.8		97	2	6	93	0	3	97	3	4	97	1	6	96	0	2	96	0	2	97	1	4	95	0	3	96	1	2	97	0	3	35	961	8	96.1	0.8
6	PENNIE BURTON	96.0		96	2	4	97	1	5	99	1	5	96	2	4	97	1	4	99	0	6	96	1	1	93	0	1	97	1	3	96	1	2	35	966	10	96.6	1.0
6 (8)	ALLAN LEWIS	95.0	2.2	97	1	5	92	1	2	95	0	1	96	1	2	97	0	3	98	2	5	99	3	6	95	0	3	97	2	4	93	1	1	32	959	11	95.9	1.1
6	CORINNE SPIERS	95.6		94	0	3	91	1	1	96	2	2	97	1	6	94	1	1	94	0	1	97	0	3	97	0	4	91	0	1	98	0	4	26	949	5	94.9	0.5
7	GEORGE FULFORD	94.1		93	0	5	98	2	6	93	1	2	98	1	6	98	1	6	95	0	5	100	4	6	96	1	5	99	2	6	96	0	4	51	966	12	96.6	1.2
7	TOM WEST	93.8		98	0	6	95	0	5	97	0	6	90	1	1	86	0	1	92	1	2	100	1	5	95	1	4	95	0	4	96	1	6	40	944	5	94.4	0.5
7	STEVE BRACE	93.0		92	1	2	95	0	5	96	0	5	96	1	3	93	0	3	93	0	3	95	0	3	91	0	2	98	0	5	96	1	6	37	945	3	94.5	0.3
7	CHARLIE NAYLOR	94.2		89	0	1	87	0	1	94	1	4	98	0	5	94	1	4	94	0	4	97	2	4	98	1	6	90	0	1	95	0	3	33	936	5	93.6	0.5
7	STEVE BRACE .177	94.7		93	0	5	93	0	3	94	0	3	95	0	2	95	3	5	95	3	6	94	1	2	95	0	3	93	0	2	93	1	1	32	940	8	94.0	0.8
7 (9)	RICHARD EVANS	93.0	4.4	93	0	5	91	1	2	91	0	1	97	2	4	91	3	2	90	1	1	91	2	1	90	0	1	94	0	3	94	1	2	22	922	10	92.2	1.0
8	KEN CUSHING	91.9		87	1	1	85	0	1	94	1	4	98	2	5	96	1	5	91	1	4	97	0	5	94	1	4	96	1	5	90	1	2	36	928	9	92.8	0.9
8	D SIMS. .177ARAS	90.4		92	1	3	94	0	4	92	0	2	91	0	1	93	0	3	91	0	3	96	1	4	97	0	5	96	1	5	95	1	5	35	937	4	93.7	0.4
8	DESMOND WILLIAMS	92.5		93	0	4	95	0	5	93	2	3	94	0	4	94	0	4	93	0	5	96	0	3	94	0	3	91	1	1	91	0	3	35	934	3	93.4	0.3
8	MIKE BRYAN	92.3		90	0	2	93	0	3	95	1	5	93	0	3	90	0	2	85	1	2	91	1	2	90	0	2	96	1	5	95	0	4	30	918	4	91.8	0.4
8 (9)	CALLAN ALDRIDGE	91.0	16.0	93	1	5	93	0	3	85	0	1	93	0	3	87	1	1	83	0	1	88	0	1	86	0	1	93	2	2	87	0	1	19	888	4	88.8	0.4
9	REMY ALDRIDGE	89.5	10.5	84	0	3	84	1	4	94	3	5	96	3	5	97	2	5	98	3	5	93	1	4	92	1	4	96	0	5	90	0	4	44	924	14	92.4	1.4
9	DAVE LOVE RFIS	81.1		75	0	2	80	0	2	87	0	4	85	0	3	80	0	3	90	0	4	92	0	3	93	2	5	92	0	4	91	0	5	35	865	2	86.5	0.2
9	ANNETTE WEST	85.3		86	0	4	77	0	1	82	0	2	86	0	4	89	0	4	78	0	3	94	1	5	88	0	3	66	0	2	68	0	2	30	814	1	81.4	0.1
9	ADAM POMFRET-GRAZIANO	85.8	15.8	94	1	5	83	0	3	85	0	3	81	0	2	77	2	2	77	0	2	83	0	2	88	0	3	91	0	3	87	0	3	28	846	3	84.6	0.3
9	MARTIN CLARKE	85.0		72	0	1	93	0	5	NCR	0		NCR	0		NCR	0		NCR	0		NCR	0		NCR	0		NCR	0		NCR	0	6	165	0	16.5	0.0	

	PENALTY NSRA 5.2.1		RIFLE		177ARAS
	EXTENSION GRANTED		RFAS		22ARIS
	SCORE TO BE CONFIRMED		RFIS		22ARAS